



# 1 - 2 - 3 - 4 STEPS TO REGISTERING ONLINE

**DO NOT USE the mobile app -  
DO USE a full browser (such as Chrome)  
Go to [www.ps.tusd.org](http://www.ps.tusd.org)**

## 1. Go to our website, [www.magruder.tusd.org](http://www.magruder.tusd.org). Under "Quick Links" click on "Parents".

WELCOME TO MAGRUDER MIDDLE SCHOOL

**Morning Drop Off**

**Bell Schedule**

**Quick Links**

- STUDENTS
- PARENTS
- STAFF

peachjar | flyers

**To Your Student's Missing School Today!**

Magruder Middle School  
4100 W. 185th Street  
Torrance, CA 90504  
310-533-4527

Lisa Nunes - Principal  
Alexander Cardenas - Asst. Principal

8th Grade Info Page and Calendar now available!!!!

**Quick Links**

- STUDENTS
- PARENTS**
- STAFF

- DPH Reopening Protocols



- Magruder Flyers
- TUSD Flyers
- How-to PeachJar page

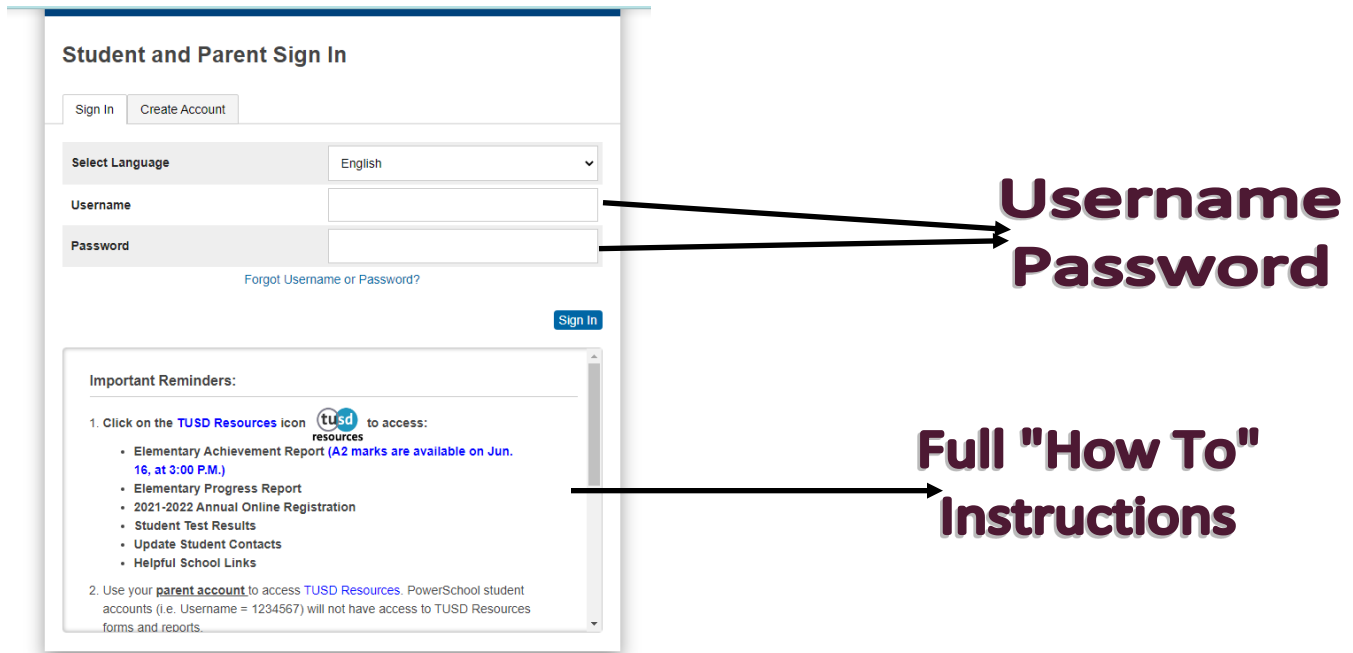
## 2. Under "Parents", click on "PowerSchool"

**Quick Links**

- STUDENTS
- PARENTS**
  - Daily Assignments
  - 8th Grade Page and Calendar
  - Report an Absence - online form
  - PowerSchool**
  - SaySomething.net
  - Online Volunteer Application (parents must complete this to be on campus during school day)
  - **Check Your Student's Network**

# Look for PowerSchool

### 3. Enter your username and password (it MUST be the PARENT account - NOT the student's account)



The screenshot shows a web form titled "Student and Parent Sign In". At the top, there are two buttons: "Sign In" and "Create Account". Below them is a "Select Language" dropdown menu set to "English". There are two input fields: "Username" and "Password". A link "Forgot Username or Password?" is located below the password field. A blue "Sign In" button is positioned to the right of the password field. Below the sign-in fields is a section titled "Important Reminders:" containing a list of items. An arrow points from the "Username" and "Password" fields to the text "Username Password". Another arrow points from the "Important Reminders:" section to the text "Full 'How To' Instructions".

Username  
Password

Full "How To" Instructions

### 4. Click on the "TUSD Resources" icon to complete your online registration.




Look for  
this icon

Verify the information on each page, then  
click on "submit" at the bottom


# HELPFUL TIPS



**You MUST use the parent account,  
NOT the student account.  
(student accounts do not  
have access to TUSD Resources)**



**The PowerSchool mobile app does NOT  
have access to TUSD Resources.  
You may use your phone,  
but you must sign into  
PowerSchool with a browser  
([www.ps.tusd.org](http://www.ps.tusd.org))**



**Do NOT use an outdated browser such as  
Internet Explorer.  
Check your spam/junk mail file  
for username/password.**